



PIGEON MOUNTAIN

P M I®

I N D U S T R I E S



Rescue Ladder
Model: KT36164
18ft (5.48m)



IMPORTANT!!!

ALL PERSONS USING THIS EQUIPMENT MUST READ AND UNDERSTAND ALL INSTRUCTIONS. FAILURE TO DO SO MAY RESULT IN SERIOUS INJURY OR DEATH. USERS SHOULD BE FAMILIAR WITH PERTINENT REGULATIONS GOVERNING THIS EQUIPMENT. ALL INDIVIDUALS WHO USE THIS PRODUCT MUST BE PROPERLY INSTRUCTED ON HOW TO USE THIS DEVICE.

Read This Instruction Manual Carefully Before Using This Equipment.

User Instructions must always be available to the user and are not to be removed except by the user of this equipment. For proper use, see supervisor, User Instructions, or contact the manufacturer.



Compliant fall protection and emergency rescue systems help prevent serious injury during fall arrest. Users and purchasers of this equipment must read and understand the User Instructions provided for correct use and care of this product. All users of this equipment must understand the instructions, operation, limitations and consequences of improper use of this equipment and be properly trained prior to use per OSHA 29 CFR 1910.66 and 1926.503 or applicable local standards. **Misuse or failure to follow warnings and instructions may result in serious personal injury or death.**

PURPOSE

The KT36164 is a rescue system designed to return fall victims to safety. Deploy ladder kit using the existing anchor or new anchor location. The ladder kit allows a capable fall victim to climb to safety while the rescuer pulls rope slack through the included rope grab eliminating the chance of a high impact secondary fall. Any reference to "rescue system" in this manual include, and apply to, the KT36164.

USE INSTRUCTIONS

1. A user must be qualified to properly and safely use this equipment in normal and emergency situations. Users must have a physician ensure they are clear of any medical conditions that may affect the proper and safe use of this equipment.
2. Before using a rescue system, user must be trained in accordance with the requirements of OSHA 29 CFR 1910.66 in the safe use of the system and its components.
3. Use only with ANSI/OSHA compliant personal fall arrest or restraint systems. The anchorage must have the strength capable of supporting a static load, applied in the directions permitted by the system, of at least 5,000-lbf (22kN) in the absence of certification.
4. The user shall be equipped with a means of limiting forces exerted on this product to static loads at or below 310 lbs. (141 kg)
5. Use of this product must be approved by an engineer or other qualified person to be compatible with any and all structural & operational characteristics of the selected installation location and system to be connected to this Rescue system. **Improper use may result in serious personal injury or death.**
6. The rescue ladder system must be inspected prior to each use for wear, damage, and other deterioration. If defective components are found, the system must be immediately removed from service in accordance with the requirements of OSHA 29 CFR 1910.66 and 1926.502.
7. The rescue system should be positioned in such a way that minimizes the potential for falls and the potential fall distance during use. The complete fall protection system must be planned (including all components, calculating fall clearance, and swing fall) before using.
8. A rescue plan, and the means at hand to implement it, must be in place that provides the prompt rescue of users in the event of a fall, or assures that users are able to rescue themselves.

USE LIMITATIONS: The Rescue Ladder system shall not be used outside its limitations, or for any purpose other than which it is intended.

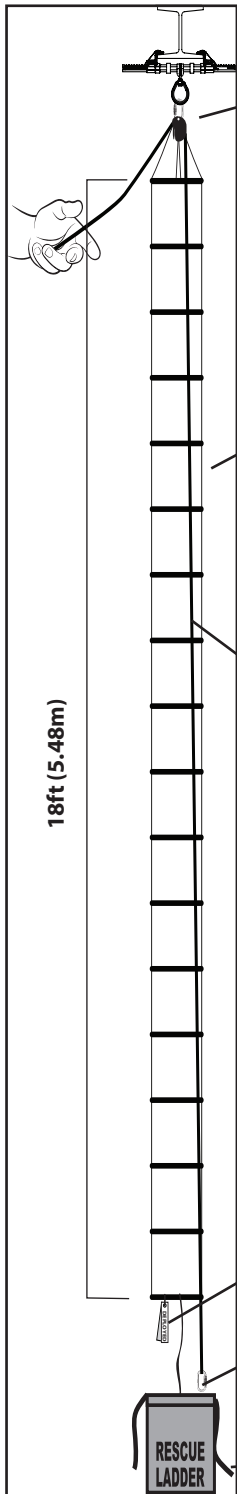
1. The rescue system is designed for single user, with a capacity up to 310 lbs. (141 kg) including clothing, tools, etc.
2. The rescue system is designed to be used in temperatures ranging from -40°F to +130°F (-40°C to +54°C).
3. Do not use the rescue system for fall protection purposes. Only static loading is permitted.
4. Do not expose the rescue system to chemicals or harsh solutions which may have a harmful effect.
5. Do not alter or modify this product in any way.
6. Caution must be taken when using any component of a fall protection, work positioning, rope access, or rescue system near moving machinery, electrical hazards, sharp edges, or abrasive surfaces, as contact may cause equipment failure, personal injury, or death.
7. Do not use/install equipment without proper training by a "competent person" as defined by OSHA 29 CFR 1926.32(f).
8. Do not remove the labeling from this product.
9. Once rescue ladder has been deployed it may not be re-used until properly re-packed by the manufacturer. Rescue ladder must be shipped to the manufacturer or disposed of properly.
10. Additional requirements and limitations may apply depending on anchorage type and fastening option utilized for installation. All placements must be approved by an engineer or other qualified person. **Improper use may result in serious personal injury or death.**

COMPATIBILITY LIMITATIONS

The rescue ladder system must only be coupled to compatible connectors. OSHA 29 CFR 1926.502 prohibits snaphooks from being engaged to certain objects unless two requirements are met: it must be a locking type snaphook, and it must be "designed for" making such a connection. "Designed for" means that the manufacturer of the snaphook specifically designed the snaphook to be used to connect to the equipment listed. The following connections must be avoided, because they can result in rollout* when a non-locking snaphook is used:

- Direct connection of a snaphook to horizontal lifeline.
- Two (or more) snaphooks connected to one D-ring.
- Two snaphooks connected to each other.
- A snaphook connected back on its integral lanyard.
- A snaphook connected to a webbing loop or webbing lanyard.
- Improper dimensions of the D-ring, rebar, or other connection point in relation to the snaphook dimensions that would allow the snaphook keeper to be depressed by a turning motion of the snaphook.

***Rollout: A process by which a snaphook or carabiner unintentionally disengages from another connector or object to which it is coupled. (ANSI Z359.0-2007)**



18ft (5.48m)

Rope Grab

1ft (305mm)
Rung to Rung

Webbing Ladder

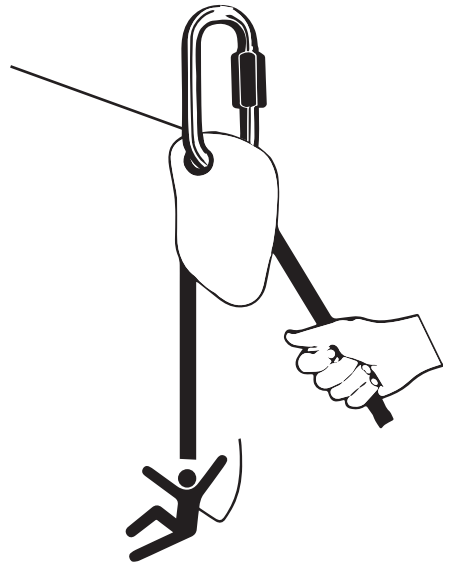
Rope

Deployment Tag


Victim Connecting
Carabiner

Deployment Bag

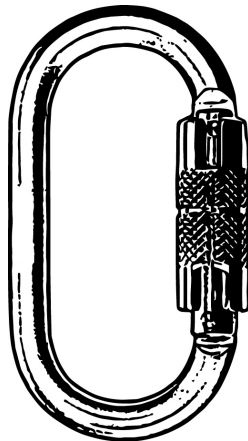
RESCUE
LADDER



Static 11.5mm Kernmantle Rope
with Sewn Eye



ANSI Z359.12 Steel
Locking Carabiner



Step 1.)




Assessment:

Check fall victim for consciousness. (Worker must verbally respond and be uninjured and able to climb. If worker is injured or unconscious, a trained rescue response team must perform rescue and use proper equipment.) If worker is conscious know how and where the ladder will be deployed.



Rescuer must follow all personal fall protection guidelines per their governing body.

Step 2.)




Anchoring:

If anchor is damaged, use the nearest anchor that allows the ladder to be within close proximity of victim after deployed.



Warning: Anchor or anchoring location must be able to support 5,000-lbf or (22kN). Only use an approved ANSI Z359.1 anchorage.

Step 3.)




Deployment:

Once the rescue ladder system is anchored drop the bag to deploy the Rescue Ladder. Avoid hitting the fall victim while deploying the ladder.



FOR EASE OF USE: Have victim climb in direct line of rope grab.

Step 4.)



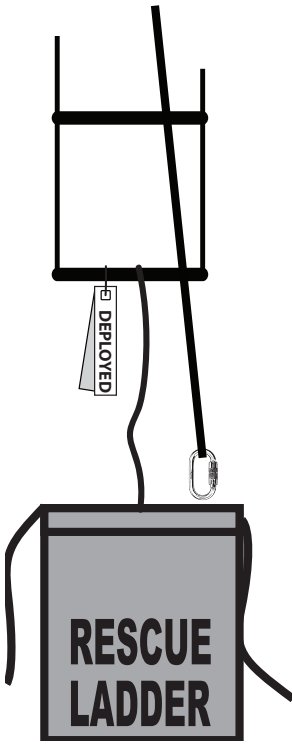
Recovery:

Instruct fall victim to attach the rope end carabiner to the D-ring of their harness. Do not remove original fall protection restraint. Once the fall victim is on, the ladder rescuer must remove excess slack by pulling rope through the rope grab device. Do not attempt to hoist the fall victim but always keep rope taut as worker climbs the Rescue Ladder.



**CONTINUOUSLY REMOVE SLACK AS VICTIM CLIMBS ROPE LADDER!
(To prevent high impact secondary fall)**

Step 5.)



Marking:

Remove deployed tag from bottom rung of ladder and return all other components to deployment bag. Close deployment bag and mark rescue ladder as deployed by attaching deployment tag to handle and loop created by closing deployment bag.



Once rescue ladder has been deployed it may not be re-used until properly re-packed by the manufacturer. Rescue ladder must be shipped to the manufacturer or disposed of properly.



MAINTENANCE, CLEANING AND STORAGE

Do not use any corrosive chemicals that could damage the product. Use compressed air to clean only. Store in a cool, dry, clean environment, out of direct sunlight and free of corrosive or other degrading elements.



A plan must be in place to ensure that the rescue ladder remains in good working condition throughout the life of the product. This should include, but not be limited to, long term storage with or without use.

RESCUE LADDER BAG LABELING

PIGEON MOUNTAIN
 **PMI**[®]
 INDUSTRIES
Ladder Rescue Kit
18' (5.48m) Rescue Ladder System
Model: KT36164

Check fall victim for consciousness:

- Worker verbally responsive.**
- Uninjured and able to climb.**

*This ladder system is only used on a coherent uninjured worker. If worker is injured or unconscious a trained rescue response team must perform rescue.

PIGEON MOUNTAIN
 **PMI**
 INDUSTRIES
Rescue Ladder Kit
18' (5.48m) Rescue Ladder System
 (Max Capacity 310-lbs)
 Compliance:
 OSHA 1910.66 / OSHA 1926.503
 Material:
 Zinc Alloy Steel, Aluminum, Nylon Webbing
 Kernmantle Nylon Rope


IMPORTANT!!!
ALL PERSONS USING THIS EQUIPMENT MUST READ AND UNDERSTAND ALL INSTRUCTIONS. FAILURE TO DO SO MAY RESULT IN SERIOUS INJURY OR DEATH. USERS SHOULD BE FAMILIAR WITH PERTINENT REGULATIONS GOVERNING THIS EQUIPMENT. ALL INDIVIDUALS WHO USE THIS PRODUCT MUST BE PROPERLY INSTRUCTED ON HOW TO USE THIS DEVICE. AVOID CONTACT WITH SHARP EDGES, ABRASE SURFACES, AND PHYSICAL HAZARDS (THERMAL, CHEMICAL, ELECTRICAL, ETC.)

BATCH# XXX


(US Patent Pending)

MFD: MM/YYYY


1 ANCHOR & DROP
(Rescuer)



2 CLIP-IN
(Victim)



3 PULL SLACK
(Rescuer)



ROPE GRAB LABELING



RESCUE LADDER

18' (5.48m) Rescue Ladder System



IMPORTANT!!!

ALL PERSONS USING THIS EQUIPMENT MUST READ AND UNDERSTAND ALL INSTRUCTIONS. FAILURE TO DO SO MAY RESULT IN SERIOUS INJURY OR DEATH. USERS SHOULD BE FAMILIAR WITH PERTINENT REGULATIONS GOVERNING THIS EQUIPMENT. ALL INDIVIDUALS WHO USE THIS PRODUCT MUST BE PROPERLY INSTRUCTED ON HOW TO USE THIS DEVICE. DO NOT ALTER OR MODIFY THIS PRODUCT IN ANY WAY. USE WITH INCLUDED COMPONENTS AS DIRECTED ONLY.

Product Warranty, Limited Remedy and Limitation of Liability

WARRANTY: THE FOLLOWING IS MADE IN LIEU OF ALL WARRANTIES OR CONDITIONS, EXPRESS OR IMPLIED, INCLUDING THE IMPLIED WARRANTIES OR CONDITIONS OF MERCHANTABILITY OR FITNESS FOR A PARTICULAR PURPOSE.

PMI LIMITED WARRANTY

PMI products are warranted to the original retail purchaser to be free from defect in material and workmanship for a period of one year. PMI will repair or replace the item without charge provided inspection at our factory discloses no misuse or alteration, which, in our judgment, has affected the condition or functioning of the product. All implied warranties imposed by law in connection with the sale of PMI products are also limited in duration to a period of one year. PMI expressly excludes and shall not be liable for any consequential damages arising out of any breach of the express or implied warranties on sales of PMI products. Because of the high risks involved in high angle rope work such as, but not limited to, rescue, rope access, caving, rappelling, rock climbing and mountaineering, no further warranties exist or are implied by PMI. Regulations issued under the Magnuson-Moss Warranty Act require us to include the following statement: some states do not allow limitations on how long an implied warranty lasts nor the excluding or limitation of incidental or consequential damages, so the above limitations may not apply to you.

LIMITATION OF LIABILITY: IN NO EVENT WILL PIGEON MOUNTAIN INDUSTRIES BE LIABLE FOR ANY INDIRECT, INCIDENTAL, SPECIAL OR CONSEQUENTIAL DAMAGES INCLUDING, BUT NOT LIMITED TO LOSS OF PROFITS, IN ANY WAY RELATED TO THE PRODUCTS REGARDLESS OF THE LEGAL THEORY ASSERTED.

Pigeon Mountain Industries
PO Box 803 LaFayette, GA 30728-0803
1-706-764-1437 / www.pmirope.com